

A REVIEW ON QUALITY IMPROVEMENT PROGRAMME

By

UMA SANKAR GORLA

M.PHARM., M.B.A.

ASSISTANT PROFESSOR,

**VISWANADHA INSTITUTE OF
PHARMACEUTICAL SCIENCES**



Attended

AICTE

Sponsored

QUALITY IMPROVEMENT PROGRAMME 2017

on

Current Perspectives in Cancer Research:

A Phytopharmacological Purview

(Division of Pharmacognosy &

Pharmacology)

At
BIRLA INSTITUTE OF TECHNOLOGY
Department of Pharmaceutical Sciences &
Technology,
BIT, Ranchi, Jharkhand.



From 15-05-2017 to 31-05-2017

OBJECTIVE

Although a large number of synthetic drugs have been added to our present pharmacopoeia, however, no system of medicine in the world has been able to ensure freedom from Cancer. Therefore, the search for innovative therapeutic constituents from plants is genuine and urgent.

Plant-derived compounds like vinblastine, vincristine, the camptothecin derivatives, topotecan, irinotecan and etoposide have played an important role in the development of several clinically useful anti-cancer agents. Several promising new agents are under clinical developmental phases based on selective activity against cancer-related molecular targets.

SPEAKERS & THEIR LECTURES

□ Dr. S. SAMANTA

HOD, BIRLA INSTITUTE OF TECHNOLOGY, RANCHI.

Design and studies of some novel synthetic compounds against Hepatocellular Carcinoma.

Highlights:

- Cancer pathogenesis**
- Check point kinase – 1 (CHK -1)**

□ **Dr. J. VENKATESAN**

ASST. PROF., BIT, RANCHI.

Computer Aided Drug Design

Highlights:

- Protein data bank (www.rcsb.org/pdb)
- Drug design with the help of active site shape in protein.

□ **Dr. SHIBASIS**

PRODUCT MANAGER, ZEISS COMPANY

SCANNING ELECTRON MICROSCOPE

Highlights:

- Identification of particle contamination.
- API and excipient morphology.
- Tablet morphology.

❑ **Dr. S. P. PATTANAYAK**

ASST. PROF., BIT, RANCHI.

PHARMACOLOGY LAB VISITING

Highlights:

- Advanced instrumentation.
- Non invasive blood pressure measurement tech.



□ **Dr. SATISH CHANDRA**

**PROFESSOR,
RAJENDRA INSTITUTE OF MEDICAL SCIENCES,
RANCHI.**

CANCER THERAPY WITH PHYTOCHEMICALS

Highlights:

-Role of phyto compounds in cancer therapy.

Ex: Carotenoids – inhibit cancer cell growth

Flavanoids – inhibits inflammation & cancer

MUSIC THERAPY – Effect of Music on diseases especially in cerebrovascular injuries.

❑ **Dr. SARAD SRIVATSAVA**

**PRINCIPAL SCIENTIST,
NATIONAL BOTANICAL RESEARCH INSTITUTE,
LUCKNOW.**

QUALITY ANALYST FOR HERBAL INDUSTRIES

Highlights:

- Roles of quality analyst like
 - identification of adulterants/substituents.
 - Standardisation & authentication.

PASSPORT DATA SHEET – CSIR

**Information of plant to be filled before starting any
authenticated research.**

□ **Dr. AMIYA PRIYAM**

PROFESSOR, CENTRAL UNIVERSITY OF SOUTH BIHAR.

NANO THERNOSTICS FOR CANCER

Thernostics = Therapy + Diagnostic

Highlights:

-Cancer targeting approaches with the help of nano particles.

□ **Dr. S. P. PATTANAYAK**

ASST. PROF., BIT, RANCHI.

ANIMAL HOUSE VISITING



CENTRAL INSTRUMENTATION LAB VISITING




HIGH PERFORMANCE LIQUID CHROMATOGRAPHY




**DIFFERENTIAL SCANNING
COLOGRIMETER**



BROOK FIELD VISCOMETER



FLUIDISED BED DRYER



THERMAL GRAVIMETRY ANALYSIS



V CONE BLENDER



AUTOMATIC DISSOLUTION APPARATUS



GAS CHROMATOGRAPHY

MEDICINAL GARDEN VISITING







AICTE Sponsored Quality Improvement Program

Organized by

Department of Pharmaceutical Sciences & Technology

(UGC-SAP & DST-FIST Supported Department)

Birla Institute of Technology, Mesra, Ranchi - 835215




Certificate Of Participation

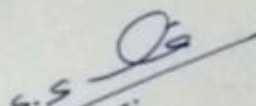
This is to certify that Mr. / Mrs. / Ms. Uma Sankar Gorla

of _____

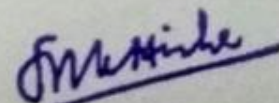
participated in the AICTE Sponsored Quality Improvement Program on "Current Perspectives in Cancer Research : A Phytopharmacological Review"

held from 19th May to 1st June 17 (19th May to 26th May 17 - attended)


Coordinator - QIP


Chief Coordinator - QIP
&

Head, Dept. of Pharm. Sciences & Technology


Vice Chancellor

A red pushpin is pinned to the top edge of a yellow sticky note. The note is slightly wrinkled and has a soft shadow beneath it. The background is white with faint, repeating watermarks of a camera icon and the text '123RF'.

Thank
you